

Join our Patient Portal

Your healthcare is right at your fingertips – Pay Your Bill, Send a Message, Schedule an appointment, View Records, or Submit Forms

Register for the Patient Portal Via An Email Invitation

1. You will receive an email from noreply@advancedmd.com with “Patient Forms Notification” in the subject line. This is to alert you that we have sent you forms to be completed.

You have a new patient form available.

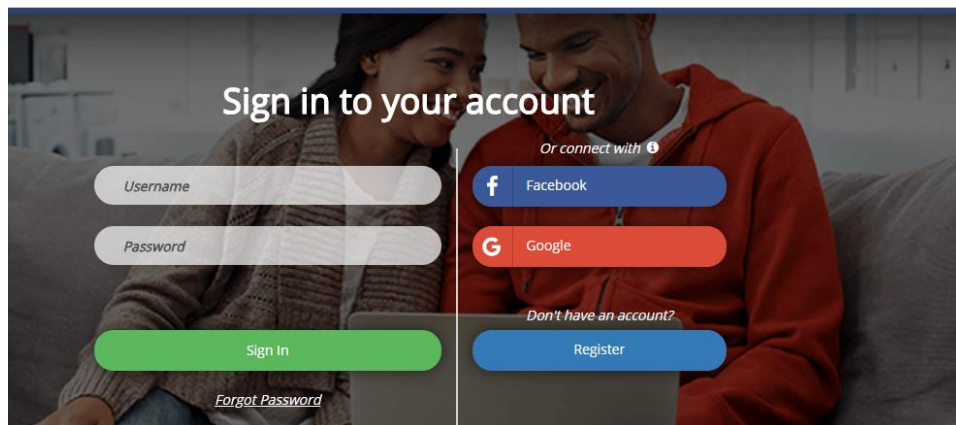
Please use the link below to visit our patient portal and complete forms prior to your visit.

[View Forms](#)

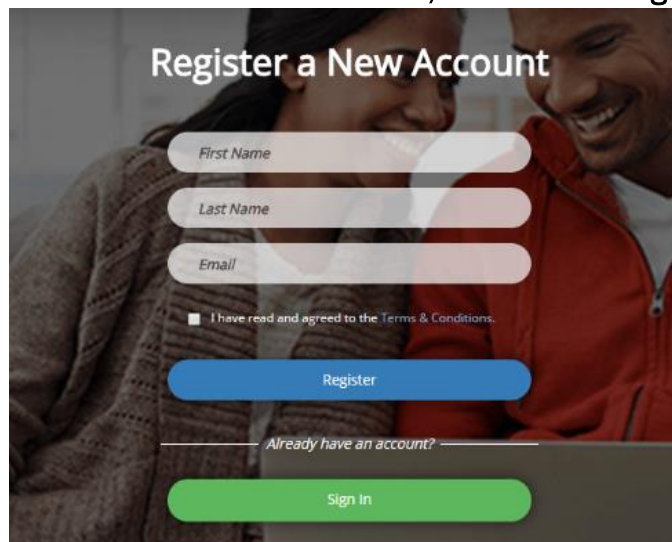
Thank You,

2. Click on “View Forms” and it will take you to the following screen. Select “Register”

Patient Portal



3. Enter your first name, last name and email address (must be the same information that our office has on file). Agree to the Terms and Conditions, then select “Register.”



4. You will receive an invitation to complete your registration with our patient portal, the subject line will say “Patient Portal Account Notification.” Click on the link “CREATE YOUR ACCOUNT”

Introducing the patient portal!

We invite you to join the patient portal, where you will have convenient 24/7 access to your healthcare information.

Use the link below to create your secure account.

Create Your Account

Thank You,

5. The button will take you to complete your registration.
- Create a password (password requirements: length 8+ characters, use upper and lower case, use a number and a symbol, less than 4 repeated characters in a row)
 - Confirm your password
 - Enter your birthday (you do not need to enter the last 4 digits of your SSN)
 - Agree to the Terms and Conditions
 - Select “REGISTER”

Patient Portal



Complete Account Registration

Or connect with ⓘ

Password ⓘ Confirm Password

Birthday — OR — SSN Last 4-digits

I have read and agreed to the Terms & Conditions.

Register

Facebook

Google

Already have an account?

Log In

6. You will be directed to the portal.

- Please **DO NOT** print these forms. They are only available in electronic format.

NORTHWEST EYE SURGEONS

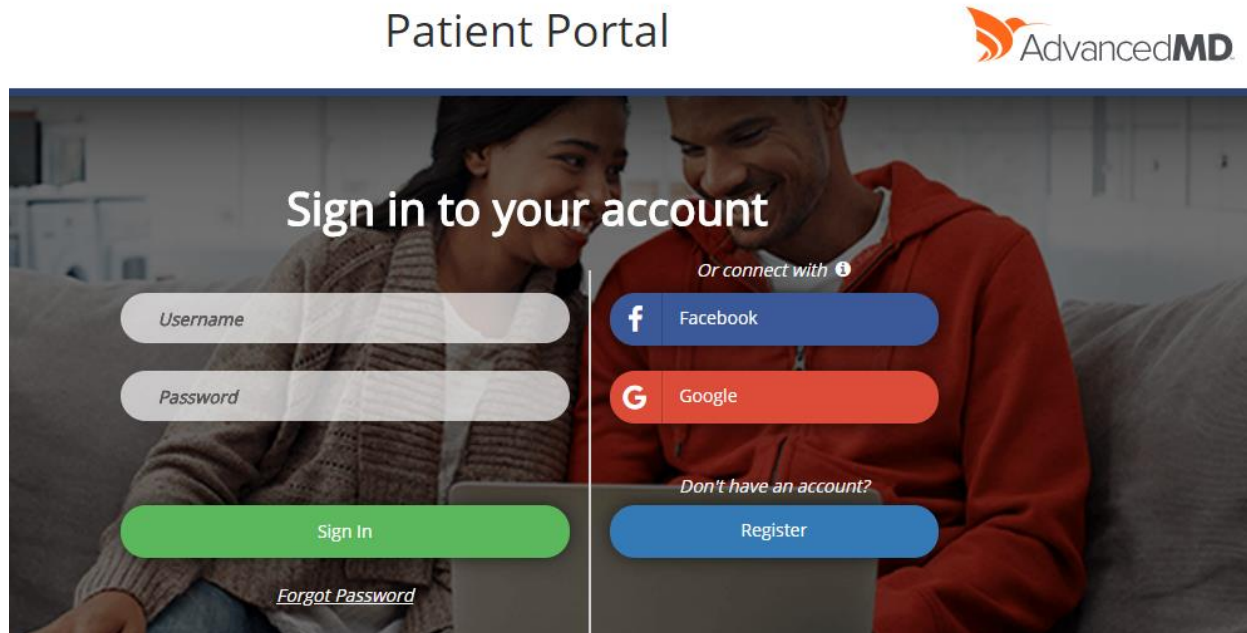
Profile Messages Bills Forms

Home Request a Family Member Update Profile Settings Terms of Service Log Out

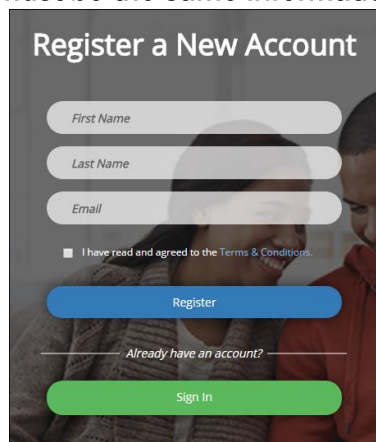
Access Your Account Information

Register for the Patient Portal Without An Email Invitation

1. Go to <https://patientportal.advancedmd.com/153545/account/logon> or visit our website, bestcareaz.com and click on the “Patient Login” button in the upper right of the page, then select “AdvancedMD Patient Portal.” Select the “REGISTER” button.



2. Enter your name and email (must be the same information that our office has on file).



3. You will receive an invitation to register with our patient portal, the subject line will say “Patient Portal Account Notification” and be from noreply@advancedmd.com. Click on the link to “CREATE YOUR ACCOUNT”

Introducing the patient portal!

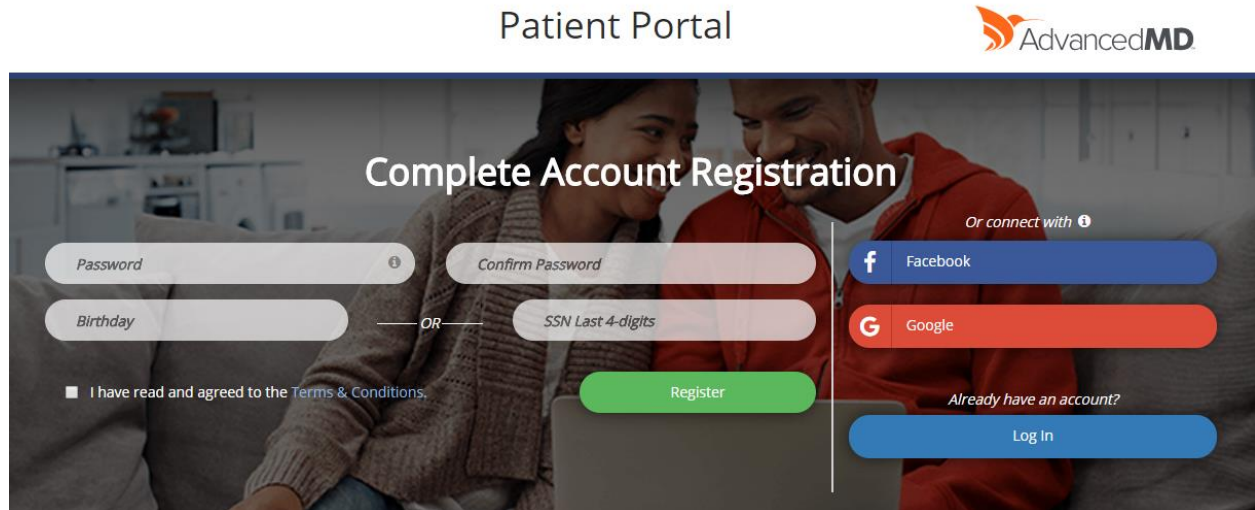
We invite you to join the patient portal, where you will have convenient 24/7 access to your healthcare information.

Use the link below to create your secure account.

[Create Your Account](#)

Thank You,

4. The button will take you to complete your registration.
 - Create a password (password requirements: length 8+ characters, use upper and lower case, use a number and a symbol, less than 4 repeated characters in a row)
 - Confirm your password
 - Enter your birthday (you do not need to enter the last 4 digits of your SSN)
 - Agree to the Terms and Conditions
 - Select “REGISTER”



5. You will be directed to the portal where you can pay bills and complete forms.
 - a. Please **DO NOT** print these forms. They are only available in electronic format.

